



600 SLIDING SECURITY WINDOW & DEAL TRAY COMBINATION

Securely check in students, staff, and visitors with this integrated Sliding Window and Deal Tray Combination.

Designed for reception areas in schools, offices, and other secure environments, this solution enables passing of IDs, payments, documents, folders, keys, and more through the deal tray—while still offering the flexibility to open the sliding window for larger items like book bags or packages.

This solution also serves as a practical option for convenience stores, offering staff a secure way to interact with customers while maintaining safety and functionality.

GLAZING 3/4" Lexan Level 1 Bullet Resistance

MODE OF OPERATION Manual Open/Self Close

Manually open with patented hands-free gravity-fed self-close. No power required. Adjustable to Manual/Manual if preferred.

SIZE


- ◇ 47.5"w x 43.5"h x 4.5"d Frame Size
- ◇ 19"w x 35"h Service Opening

CHOOSE PASS THRU CONFIGURATION


- ◇ **Drop in Non-Ricochet Deal Tray** drops into counter for clean aesthetic and great value.
- ◇ **Stainless Steel Shelf with Deal Tray**
- ◇ Optional **Interior Cover**



Pictured configuration: Clear aluminum Frame, Lexan L1 Speak Thru
R>L Slide from exterior view with drop in counter deal tray



Lexan L1 Bullet Resistant Lexan



Bullet Resistant Stainless Steel

STANDARD FEATURES:

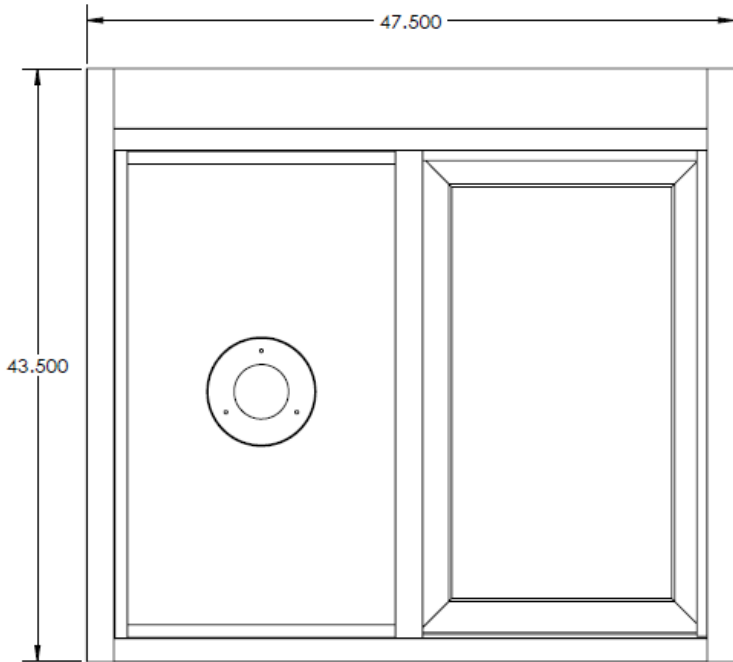
- ◇ Anodized aluminum extrusions and stainless steel combine to give you an attractive window that will not rust, pit or weather
- ◇ Fully assembled, pre-glazed and ready to install
- ◇ Dark Bronze or Clear Anodized Aluminum Frame
- ◇ Natural Voice Speak Thru
 - L1 Bullet Resistant Lexan
 - Bullet Resistant Stainless Steel
- ◇ Self latches every time it closes. Also includes a thumb turn lock, and night locking bar
- ◇ One year parts & labor limited warranty
- ◇ On-staff tech support / stocked parts / nationwide network of service providers

OPTIONAL FEATURES

- ◇ Powder Coat Paint—Tiger Drylac
- ◇ Custom Sizes
 - Min width 30"w
 - Max width 60"w
 - Max height 48"h



600 SLIDING SECURITY WINDOW & DEAL TRAY COMBINATION



All windows are shipped completely pre-assembled, fully glazed and ready to install.

Installation / Owners manual can be retrieved online: www.ready-access.com

- ◇ Installation illustrations are for reference only. Construction conditions and local codes prevail.
- ◇ Must be installed level, square and plumb.
- ◇ No power required



Drop in Non-Ricochet Deal Tray

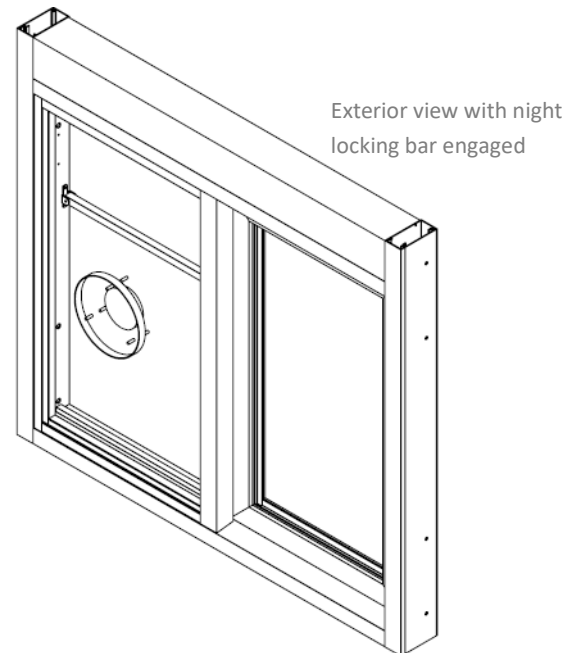
Overall Size: 14"w x 12"d x 1-3/4"h

Countertop Cutout: 12-5/16" x 10-1/4"

Transfer Area: 12"w x 10"d x 1-5/8"h

Shelf with Deal Tray

47.5"w x 12.25"d x 2.25"h Transfer Area: 12"w x 10"d x 1.875"h



Exterior view with night locking bar engaged

ROUGH OPENING

- ◇ 47.5"w x 43.5"h x 4.5"d Frame Size + Deal Tray
Rough Opening 48"w x 44"h
Add 2.25" to rough opening height if Stainless Steel Shelf with Deal Tray is selected.



Optional Interior Cover for Deal Trays

Stainless Steel cover with friction hinges. Hinges can be set to keep cover open when lifted.