



SOCIAL DISTANCING SNEEZE GUARD SHIELD

ADD PROTECTION FOR PATRONS / STAFF

A sneeze guard shield can be added to your drive thru or walk up window as an accessory. Available with or without a speak thru. The operable panel or panels of your window will still open / close / lock without interference from the shield.

FACTORY INSTALLED OPTION

When ordered with a new window as an accessory, the panel will be made to suit your requested pass thru height. It is made of 1/4" clear tempered glass and will be securely mounted at the factory prior to shipping. This can aid with social distancing, security, HVAC loss and CA retail food code.

It can be removed in the field if no longer deemed necessary. If removed, screw holes in window frame should be filled to prevent water infiltration.

RETROFIT OPTION

If you have an existing Ready Access window, a protective shield is available in acrylic. Supplied with commercial grade double sided glazing tape for easy installation in the field.

The serial number of your window will be required for us to provide you the proper size / frame color. NOTE: this is intended as a temporary solution.



11.25"
high opening

SIZE

Specify pass thru height when panel is installed

- 11.25" h opening
- 15" high opening
- Custom



STANDARD FEATURES:

- ◇ Built to fit your window's service opening
- ◇ Frame color to match window frame
- ◇ Fully assembled
- ◇ Aluminum Speak Thru (also available without)
- ◇ High quality construction

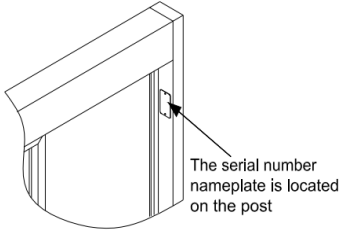
FACTORY INSTALLED PROTECTIVE SHIELD

Specify or Order with window

RETROFIT PROTECTIVE SHIELD

Send serial number of your window to ready@ready-access.com for more details.

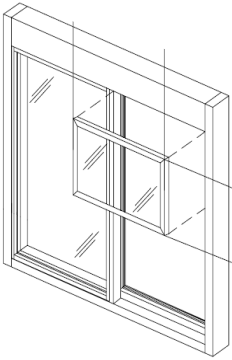
Due to temporary nature of this product and retrofit installation, this product cannot be warrantied.



If ordering a Retrofit, the serial number of your window will be required to provide the proper size / frame color.

TO INSTALL A RETROFIT

Ensure exterior of window frame is clean and dry. Remove backing of double sided tape and attach shield to the exterior of the window.



Do not reposition. Tape is designed for one application.

TO REMOVE carefully run a utility knife between shield and window frame. Remove adhesive residue with solvent or rubbing alcohol.

RETROFIT SHIELD

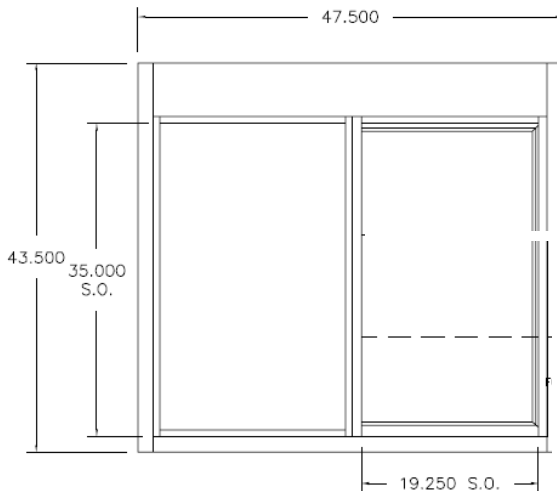
is shipped completely pre-assembled and ready to install.

- ◇ Installation illustrations are for reference only. Construction conditions and local codes prevail.
- ◇ Must be installed on clean dry surface over 45 degrees
- ◇ Mounts on exterior of window with double-sided commercial glazing tape (included)

SERIAL # OF EXISTING WINDOW REQUIRED



SINGLE PANEL SLIDER



Specify desired pass thru opening height when ordering

BI PARTING WINDOW

